

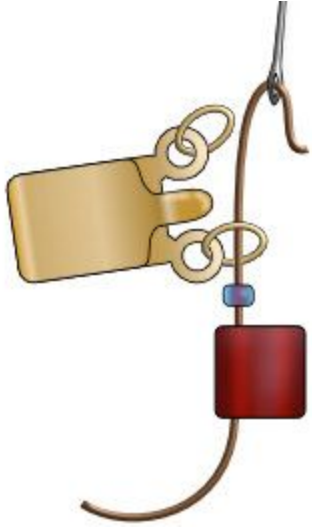
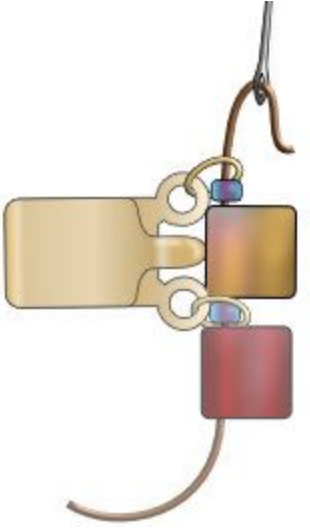
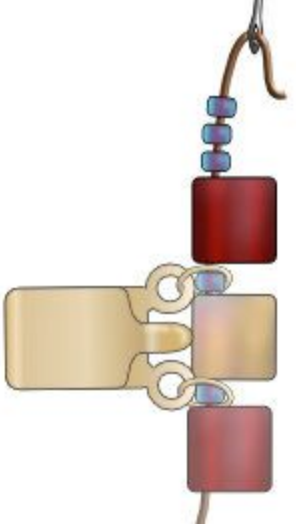
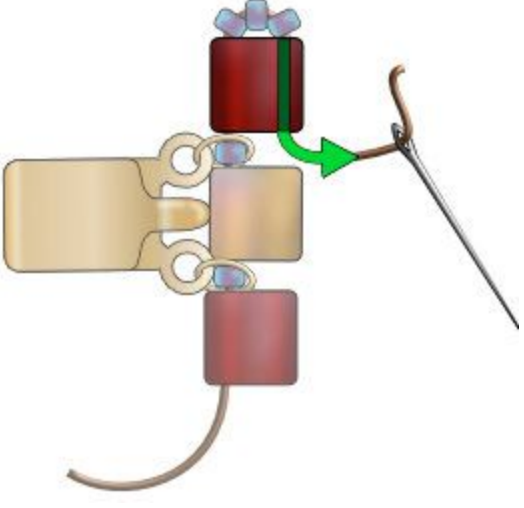


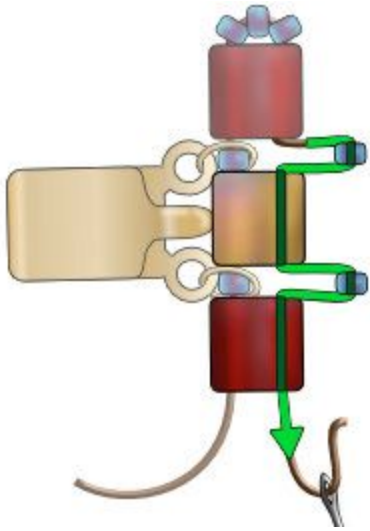
# Tesselated Tila Bracelet



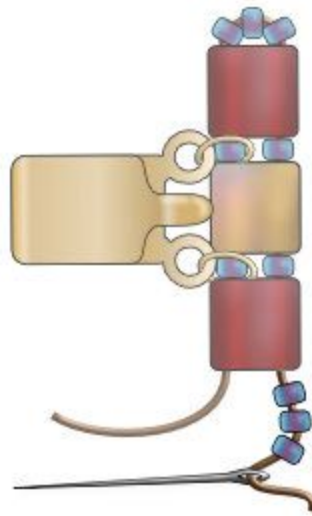
**Materials:**

- [TL-462](#): Miyuki Tila Bead Metallic Gold Iris (A) - 1 tube
- [TL-304](#): Miyuki Tila Bead Garnet Gold Luster (B) - 1 tube
- [15-346](#): Miyuki 15/0 Seed Bead Magenta Lined Aqua Luster - 1 tube
- [MNT-06](#): Miyuki Nylon Beading Thread Brown - 1 bobbin
- [193-104](#): Japanese Thin Beading Needles - 1 package
- [190-005](#): Gold Filled Filigree Box Clasp 2 Strand - 1 piece
- [505-016](#): Gold Embroidery Bird Scissor

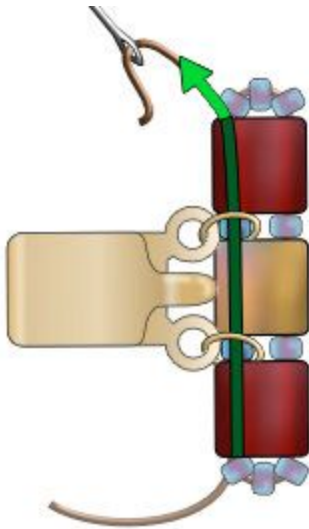
|   |   |
|---|---|
|    |         |
| <p>1. Cut a six foot piece of Miyuki nylon beading thread (MNT). String one Miyuki Tila bead (TL) in color A, one Miyuki 15/0 seed bead. Pass through the bottom loop of a two strand filigree clasp.</p> | <p>2. String one TL in color B, one 15/0, and pass through the top loop of the clasp.</p> |
|   |        |
| <p>3. String one TL in color A and three 15/0 beads.</p>  | <p>4. Turn and pass down through the second hole on the right side of the TL.</p>         |



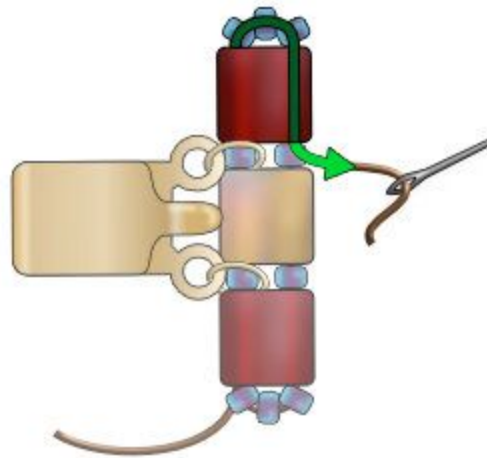
5. Continue down the right side of this row, stringing one 15/0 between each of the next two TL beads.



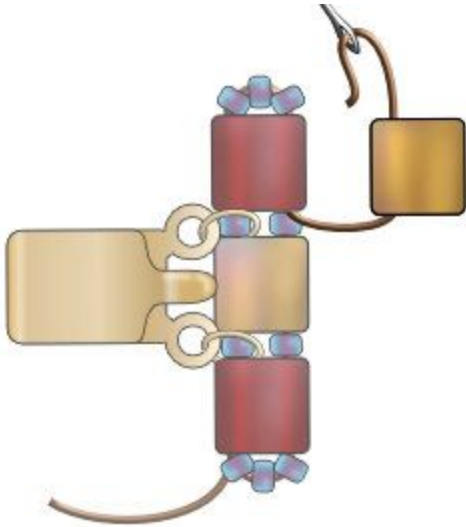
6. String three 15/0 beads.



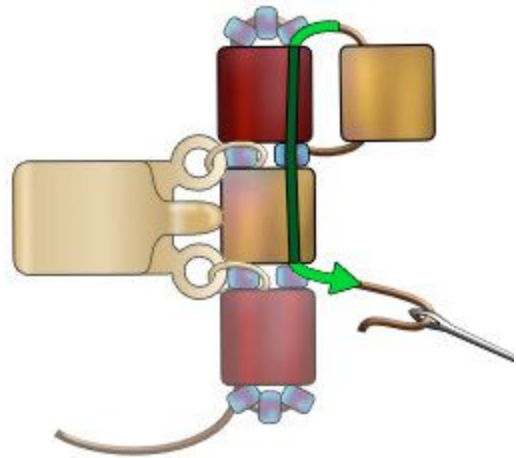
7. Pass up through all the beads and the clasp loops on the left side of the row.



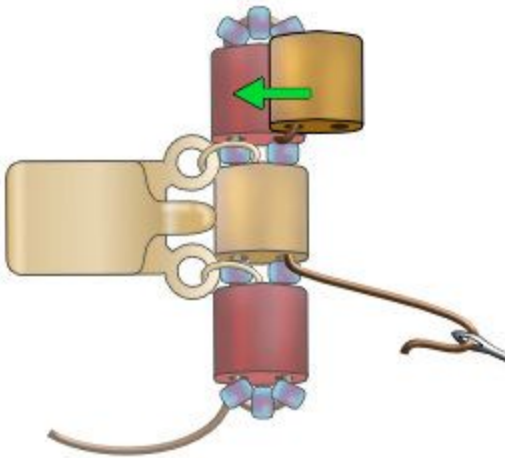
8. Continue through the next three 15/0 beads and the second hole on the right side of the TL.



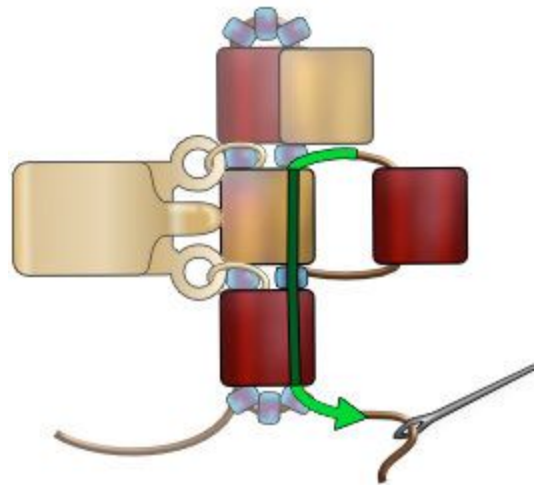
9. String one TL in color B



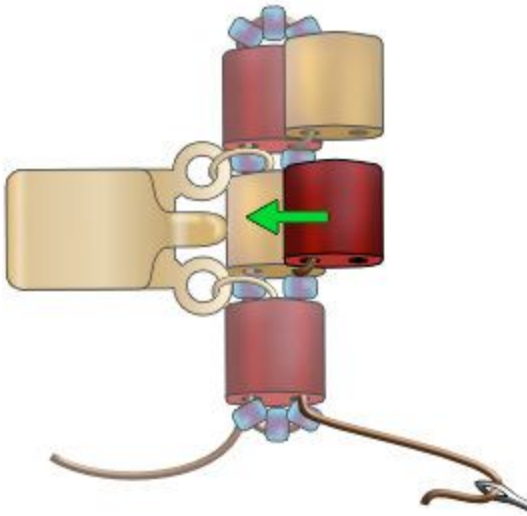
10. Turn and pass down through the TL, 15/0 and TL on the right side of the previous row. This begins Square stitch.



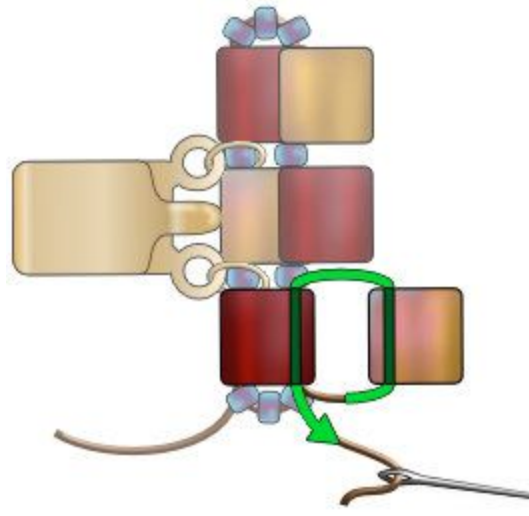
11. Pull to secure. The newly added TL will slide into position and rest slightly on top of the TL from the previous row.



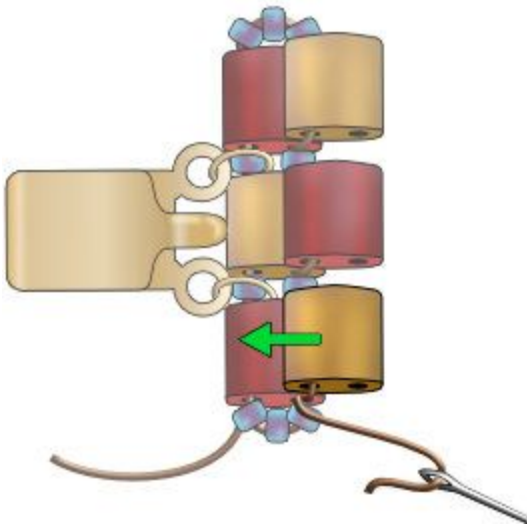
12. String one TL in color A and pass down through the remaining three beads (TL, 15/0, TL) on the right side of the previous row.



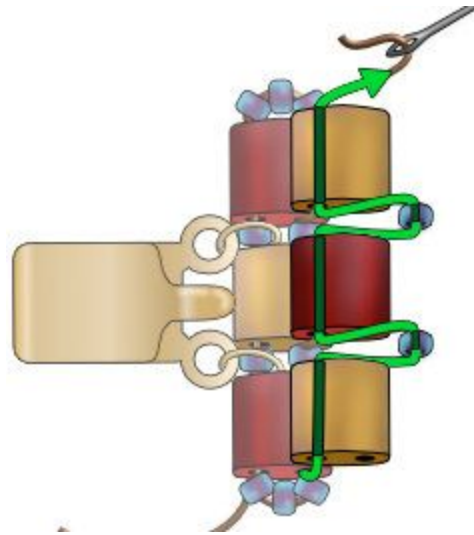
13. Pull to secure.



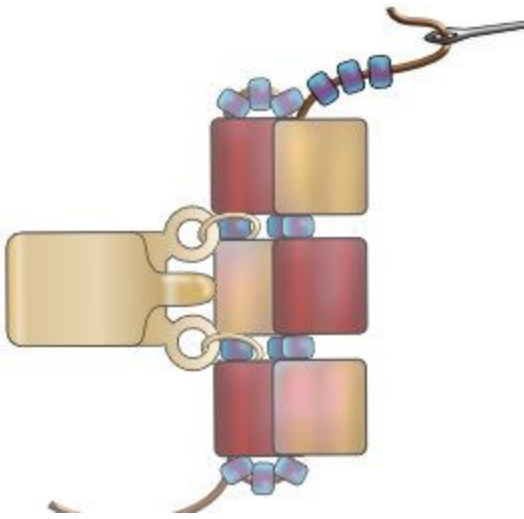
14. String one TL bead in color B. Pass down through the bottom TL bead on the right side of the previous row.



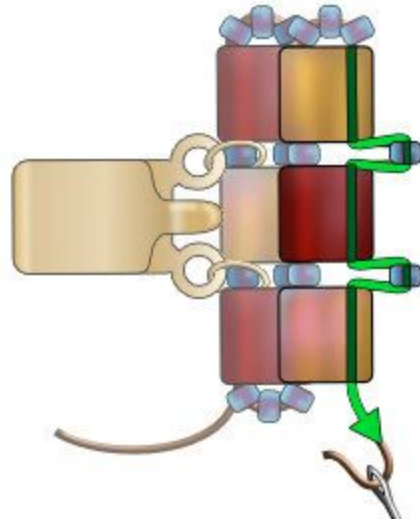
15. Pull to secure.



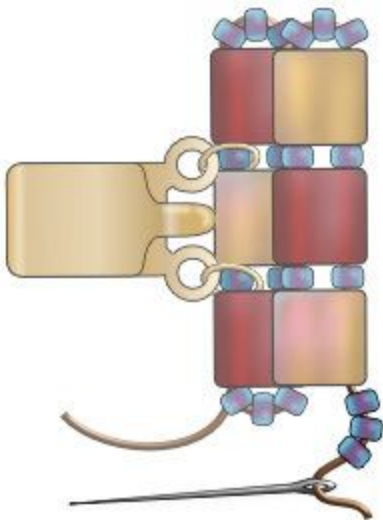
16. Turn and pass up through all the beads on the left side of row two, adding one 15/0 between each TL bead.



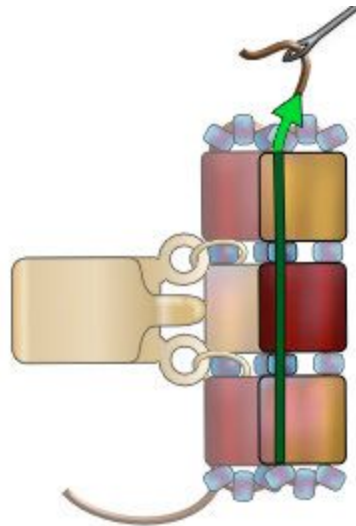
17. String three 15/0 beads.



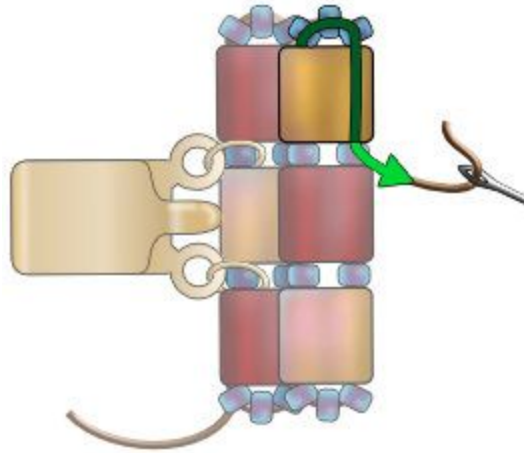
18. Repeat steps 4 and 5.



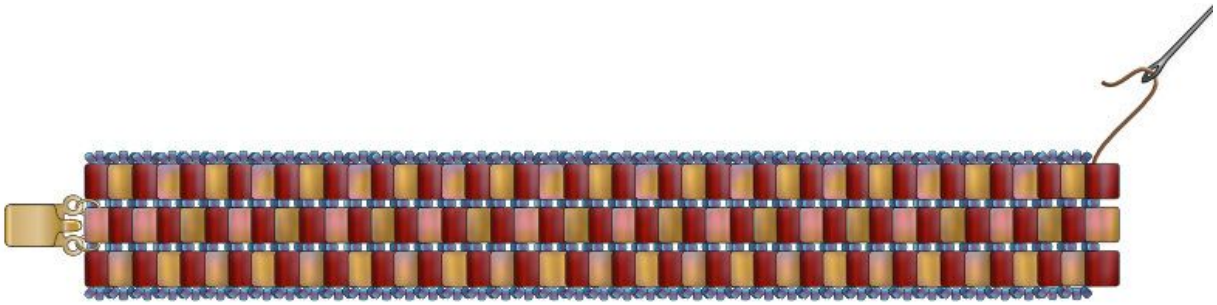
19. String three 15/0 beads.



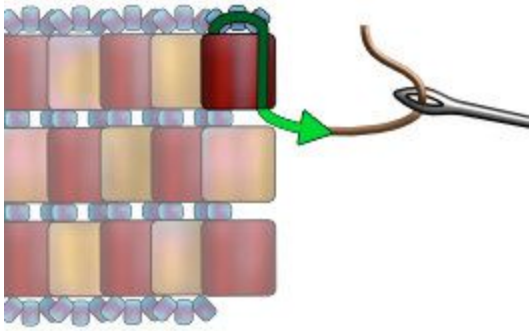
20. Pass up through all the beads on the left side of row two.



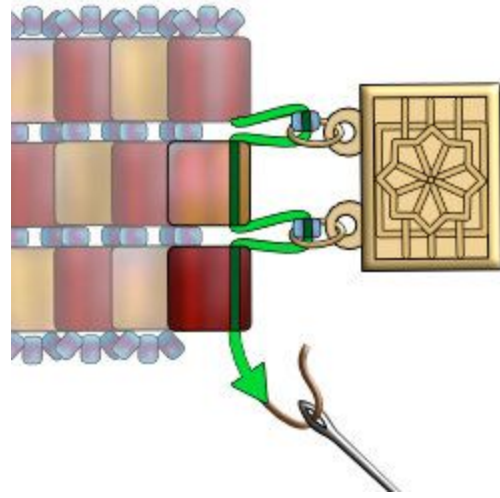
21. String three 15/0 beads and pass down through the right side of the top TL in row two.



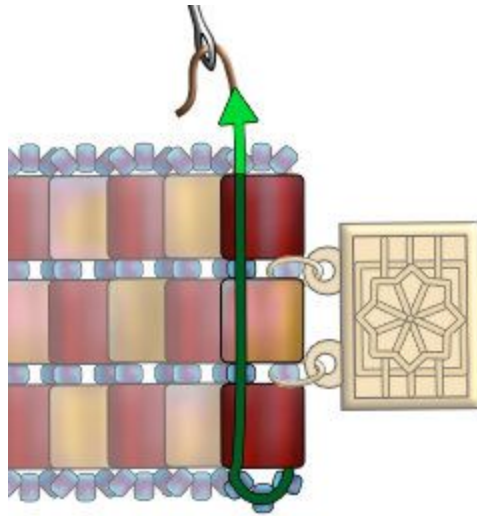
22. Continue in this way until the desired length is reached, finish the last row with the beads positioned as in step 16. Keep in mind the clasp will add approximately one inch to the total length.



23. String three 15/0 beads and pass down through the second hole on the right side of the TL.




24. String one 15/0, pass through the top loop of the clasp and the center TL bead. String one 15/0, pass through the bottom loop of the clasp and the bottom TL bead.




25. String three 15/0 beads and pass up through all the beads on the left side of this row. Reinforce this row by passing through all the beads in steps 24 and 25 again.





## Backgammon



### Materials:

[TL-596](#): Miyuki Tila Bead Opaque Tea Rose Luster (A) - 1 tube  
[TL-143FR](#): Miyuki Tila Bead Matte Transparent Chartreuse AB (B) - 1 tube  
[15-341](#): Miyuki 15/0 Seed Bead Green Lined Chartreuse AB - 1 tube  
[MNT-04](#): Miyuki Nylon Beading Thread Blush - 1 bobbin  
[193-104](#): Japanese Thin Beading Needles - 1 package  
[190-006](#): Sterling Silver Filigree Box Clasp 2 Strand - 1 piece

## Catan



### Materials:

[TL-2075](#): Miyuki Tila Bead Opaque Cobalt Luster (A) - 1 tube  
[TL-177](#): Miyuki Tila Bead Transparent Cobalt AB (B) - 1 tube  
[15-2243](#): Miyuki 15/0 Seed Bead Transparent Cobalt Luster - 1 tube  
[MNT-17](#): Miyuki Nylon Beading Thread Dark Blue - 1 bobbin  
[193-104](#): Japanese Thin Beading Needles - 1 package  
[190-006](#): Sterling Silver Filigree Box Clasp 2 Strand - 1 piece

### Chess



### Materials:

[TL-462](#): Miyuki Tila Bead Metallic Gold Iris (A) - 1 tube  
[TL-304](#): Miyuki Tila Bead Garnet Gold Luster (B) - 1 tube  
[15-346](#): Miyuki 15/0 Seed Bead Magenta Lined Aqua Luster - 1 tube  
[MNT-06](#): Miyuki Nylon Beading Thread Brown - 1 bobbin  
[193-104](#): Japanese Thin Beading Needles - 1 package  
[190-005](#): Gold Filled Filigree Box Clasp 2 Strand - 1 piece


### Cribbage



### Materials:

[TL-1867](#): Miyuki Tila Bead Opaque Dark Orchid Luster (A) - 1 tube  
[TL-4574](#): Miyuki Tila Bead Vitrail Light (B) - 1 tube  
[15-977](#): Miyuki 15/0 Seed Bead Copper Lined Pale Montana - 1 tube  
[MNT-18](#): Miyuki Nylon Beading Thread Rose - 1 bobbin  
[193-104](#): Japanese Thin Beading Needles - 1 package  
[190-006](#): Sterling Silver Filigree Box Clasp 2 Strand - 1 piece

## Mahjong



### Materials:

[TL-2040](#): Miyuki Tila Bead Matte Metallic Brick Red (A) - 1 tube  
[TL-254](#): Miyuki Tila Bead Transparent Red AB (B) - 1 tube  
[15-254](#): Miyuki 15/0 Seed Bead Transparent Red AB - 1 tube  
[MNT-08](#): Miyuki Nylon Beading Thread Red - 1 bobbin  
[193-104](#): Japanese Thin Beading Needles - 1 package  
[190-005](#): Gold Filled Filigree Box Clasp 2 Strand - 1 piece

## Mancala



### Materials:

[TL-4514](#): Miyuki Tila Bead Opaque Turquoise Blue Picasso (A) - 1 tube  
[TL-2006](#): Miyuki Tila Bead Matte Metallic Dark Bronze (B) - 1 tube  
[15-955](#): Miyuki 15/0 Seed Bead 24kt Gold Lined Pale Gray - 1 tube  
[MNT-05](#): Miyuki Nylon Beading Thread Gold - 1 bobbin  
[193-104](#): Japanese Thin Beading Needles - 1 package  
[190-005](#): Gold Filled Filigree Box Clasp 2 Strand - 1 piece

### Othello



### Materials:

[TL-468](#): Miyuki Tila Bead Metallic Malachite Green Iris (A) - 1 tube

[TL-2008](#): Miyuki Tila Bead Matte Metallic Patina Iris (B) - 1 tube

[15-453](#): Miyuki 15/0 Seed Bead Metallic Forest Green Iris - 1 tube

[MNT-11](#): Miyuki Nylon Beading Thread Green - 1 bobbin

[193-104](#): Japanese Thin Beading Needles - 1 package

[190-005](#): Gold Filled Filigree Box Clasp 2 Strand - 1 piece

### Solitaire



### Materials:

[TL-160](#): Miyuki Tila Bead Crystal Luster (A) - 1 tube

[TL-37](#): Miyuki Tila Bead Crystal Silk Satin (B) - 1 tube

[15-528](#): Miyuki 15/0 Seed Bead White Pearl Ceylon - 1 tube

[MNT-01](#): Miyuki Nylon Beading Thread White - 1 bobbin

[193-104](#): Japanese Thin Beading Needles - 1 package

[190-006](#): Sterling Silver Filigree Box Clasp 2 Strand - 1 piece