



Trapeze Earrings



Materials:

[SB-352](#): Miyuki 4mm Square Bead Fuchsia Lined Aqua Luster - 1 tube

[SB3-19F](#): Miyuki 3mm Square Bead Matte Silverlined Sapphire - 1 tube

[SB18-222](#): Miyuki 1.8mm Square Bead Orchid Lined Crystal - 1 tube

[11-1899](#): 11/0 Opaque Eggplant Luster Miyuki Seed Bead - 1 tube

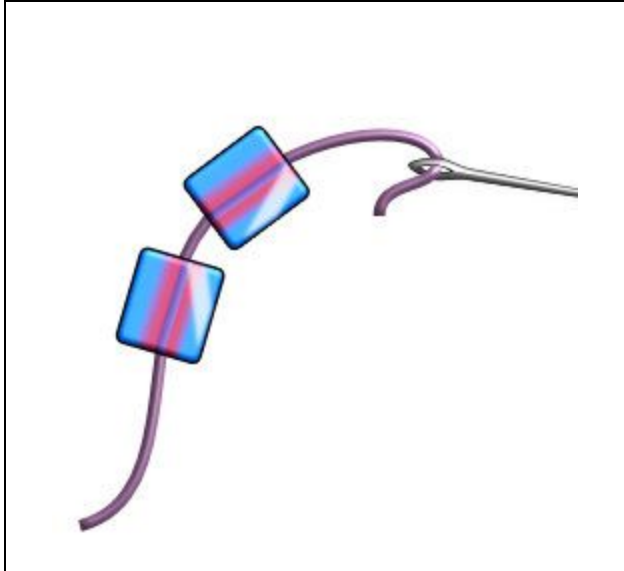
[15-4303](#): 15/0 Luminous Plum Crazy Miyuki Seed Bead - 1 tube

[MNT-09](#): Purple Miyuki Nylon Beading Thread - 1 bobbin

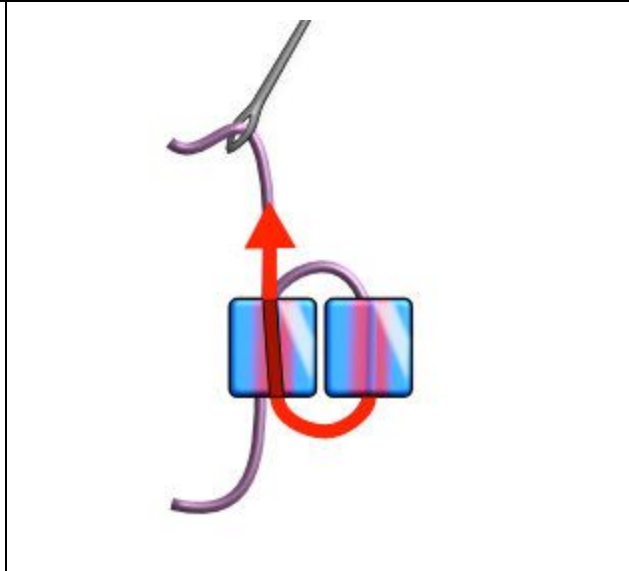
[191-100-S](#): Sterling Earwire with Loop - 2 pieces

[193-104](#): Japanese Thin Beading Needles

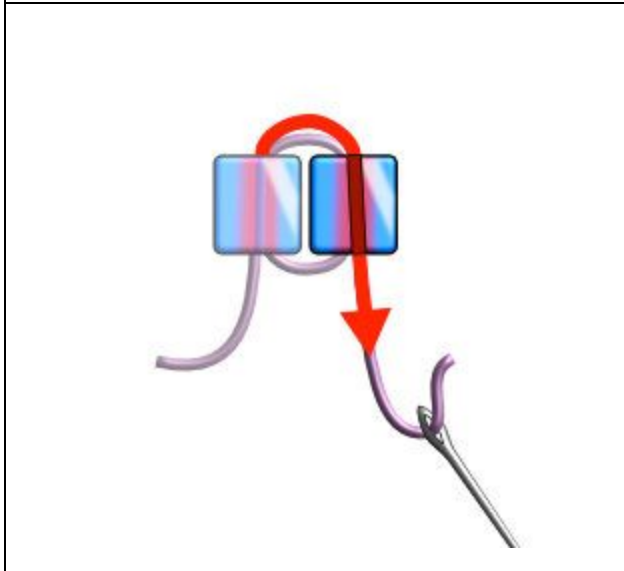
[505-017](#): Rainbow Embroidery Scissor



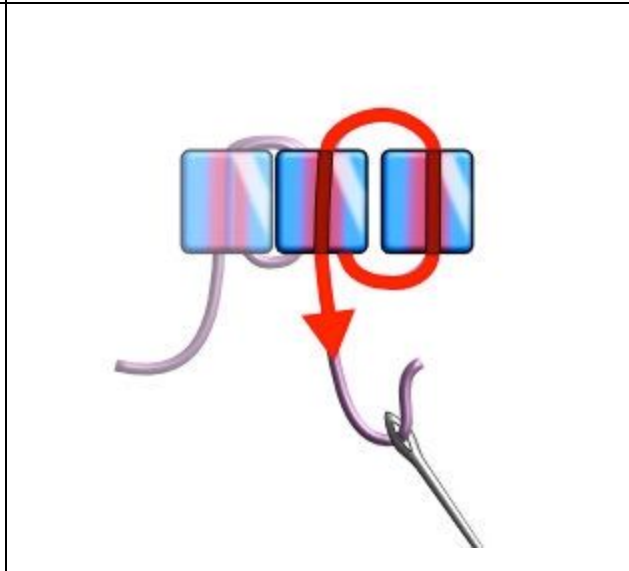
1. Cut approximately five feet of Miyuki nylon beading thread. String two Miyuki 4mm Square beads (SB).



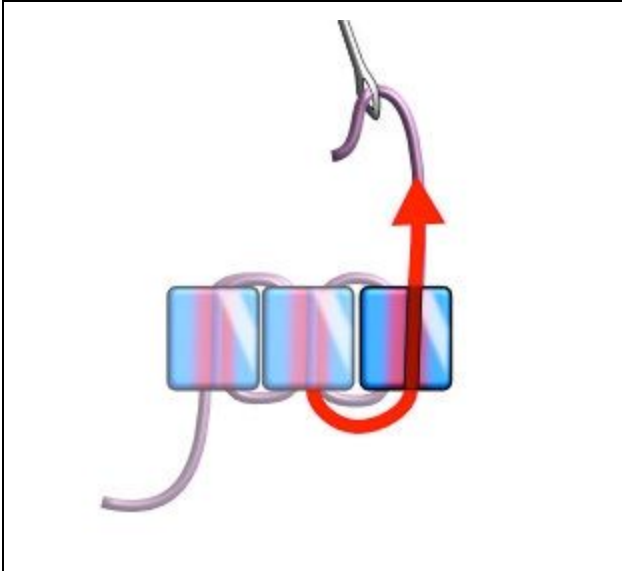
2. Pass the needle up through the first SB so that the beads lay side by side. This will begin [ladder stitch](#).



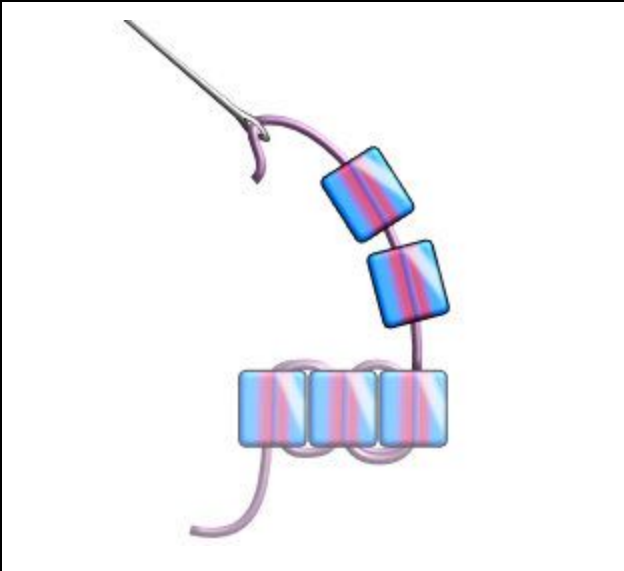
3. Pass down through the SB to the right, pull thread to secure.



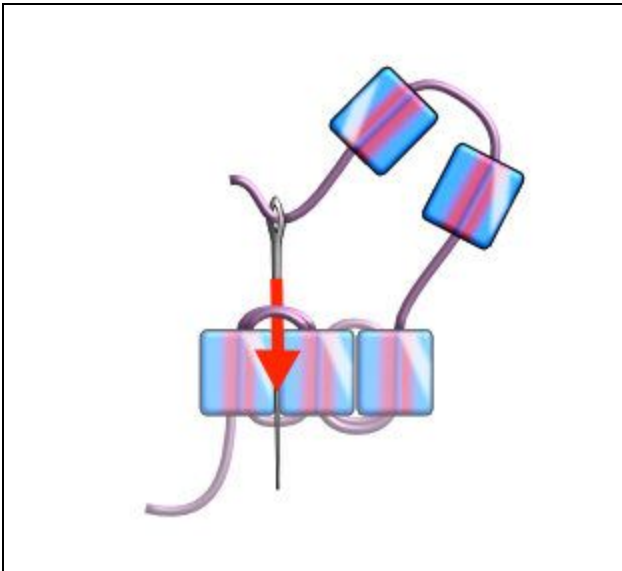
4. String one SB and pass down through the SB to the left.



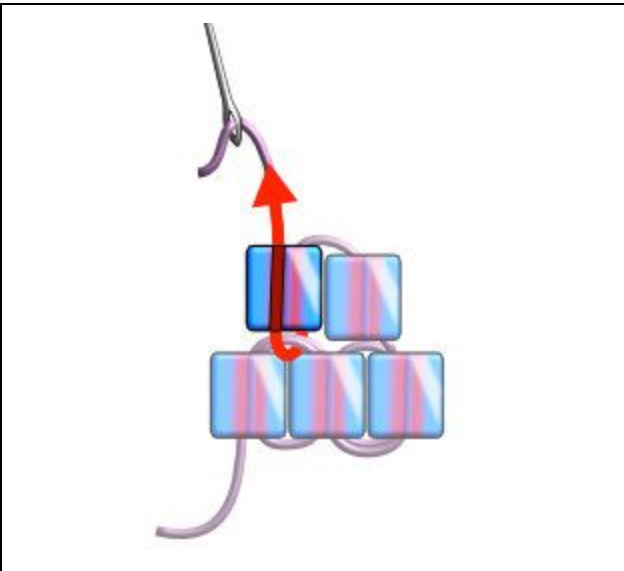
5. Continue up through the SB to the right and pull thread to secure. This completes row 1.



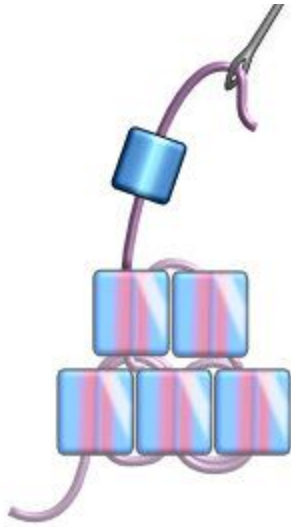
6. String two SB beads.



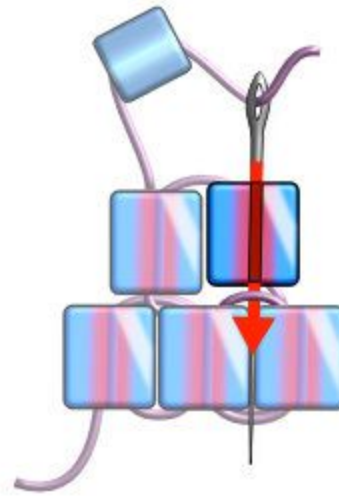
7. Moving from right to left, skip over the first thread bridge. Pass the needle under the next thread bridge connecting the first and second SB beads in row 1.



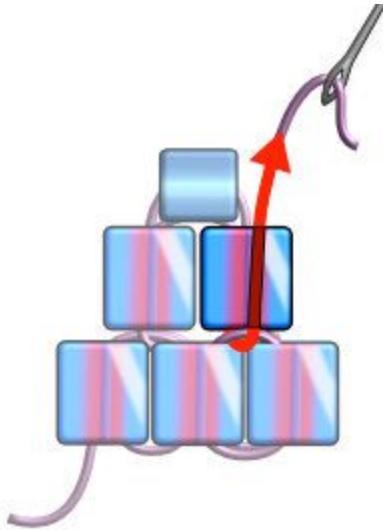
8. Pass up through the second SB in row 2 and pull thread to secure.



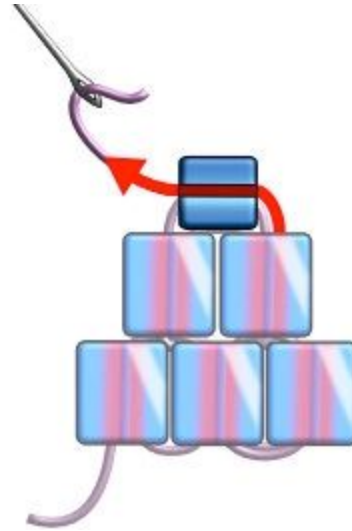
9. String one Miyuki 3mm Square bead (SB3).



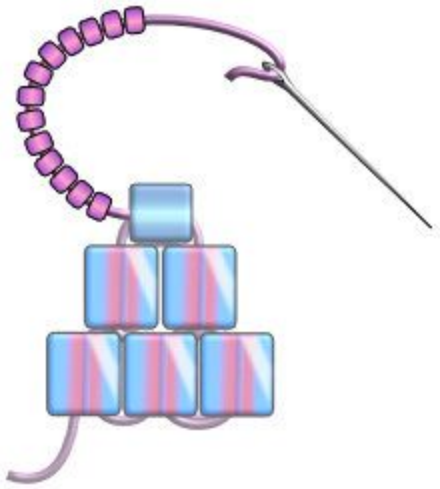
10. Pass down through the SB on the right. Continue under the thread bridge connecting the second and third SB beads from row 1.



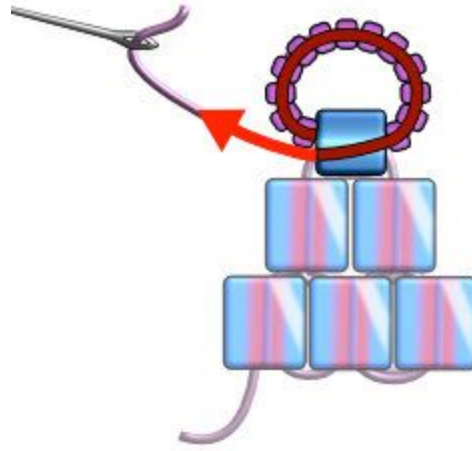
11. Pass back up through the SB on the right. The newly added SB3 will sit horizontally on top of the SB beads.



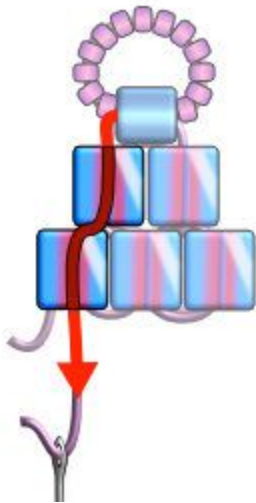
12. Moving from right to left, continue through the SB3.



13. String thirteen Miyuki 15/0 seed beads.



14. Pass through the SB3 to form a loop. Pass through all the beads in loop again to reinforce.



15. Pass down through the two SB beads on the left side.



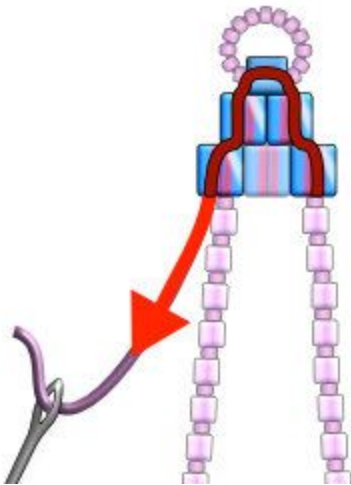
16. String one 15/0 bead and one Miyuki 1.8mm Square bead (SB18) in a repeating pattern until there are eight of each. String one Miyuki 11/0 seed bead and one SB3 in a repeating pattern until there are six 11/0 beads and five SB3 beads.



17. String one SB and one 11/0 bead in a repeating pattern until there are seven SB beads and six 11/0 beads.



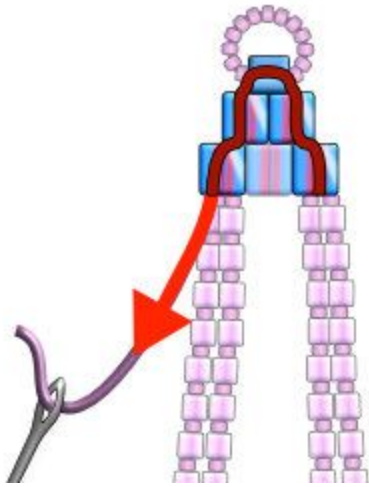
18. Mirror the pattern created in step 16 to form the other side of the looped fringe.



19. Pass up through the two SB beads on the right, continue through the SB3 and down through the SB beads on the left. Make sure not to over tighten the fringe or it will not swing freely.



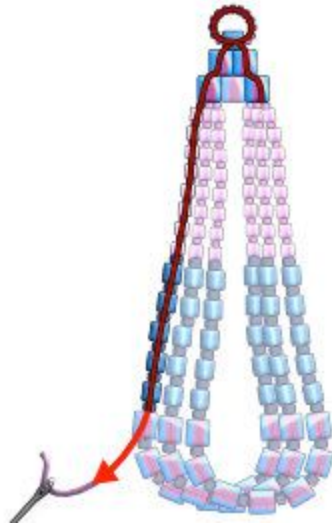
20. Repeat steps 16-18 to form a second loop of fringe.



21. Repeat step 19.



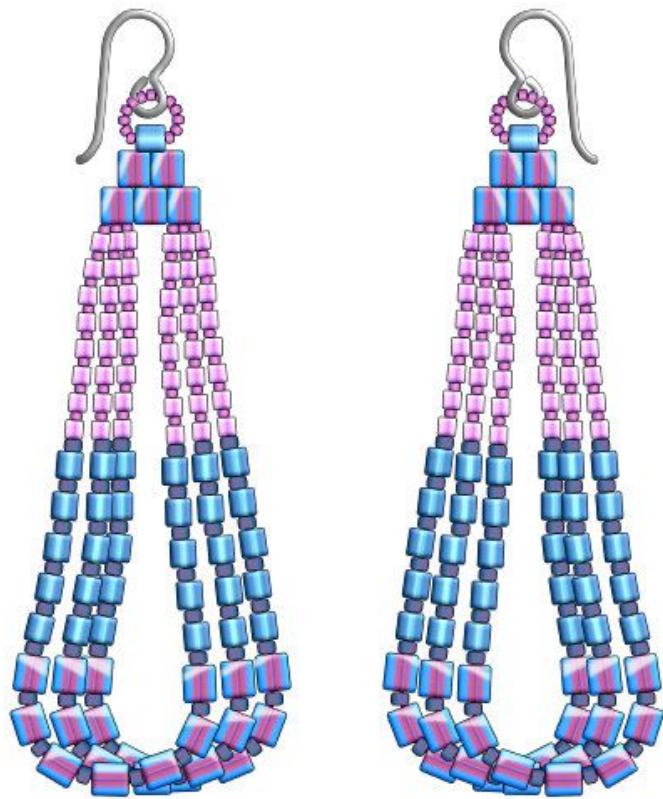
22. Repeat steps 16-18 to form a third loop of fringe.



23. Pass up through the two SB beads on the right, continue through the beads in the loop and down through the SB beads on the left. Pass down through a portion of beads in one of the loops of fringe. Sew in and trim any remaining thread tails.



24. Attach an earwire to the loop of 15/0 beads and enjoy!



Big Top



Materials:

[SB-149S](#): Miyuki 4mm Square Bead
Silverlined Capri Blue - 1 tube

[SB3-141F](#): Miyuki 3mm Square Bead Matte
Transparent Ruby - 1 tube

[SB18-462](#): Miyuki 1.8mm Square Bead
Metallic Gold Iris - 1 tube

[11-467](#): 11/0 Metallic Indigo Iris Miyuki Seed
Bead - 1 tube

[15-462](#): 15/0 Metallic Gold Iris Miyuki Seed
Bead - 1 tube

[MNT-17](#): Dark Blue Miyuki Nylon Beading
Thread - 1 bobbin

[191-100-G](#): 14k Gold Filled Earwire with Loop
- 2 pieces

[193-104](#): Japanese Thin Beading Needles

Calliope



Materials:

[SB-2425F](#): Miyuki 4mm Square Bead Matte
Silverlined Teal - 1 tube

[SB3-14F](#): Miyuki 3mm Square Bead Matte
Silverlined Chartreuse - 1 tube

[SB18-5](#): Miyuki 1.8mm Square Bead
Silverlined Dark Topaz - 1 tube

[11-2035](#): 11/0 Matte Metallic Khaki Iris Miyuki
Seed Bead - 1 tube

[15-5L](#): 15/0 Silverlined Dark Topaz Miyuki
Seed Bead - 1 tube

[MNT-05](#): Gold Miyuki Nylon Beading Thread -
1 bobbin

[191-100-S](#): Sterling Earwire with Loop - 2
pieces

[193-104](#): Japanese Thin Beading Needles

Carousel



Materials:

[SB-352](#): Miyuki 4mm Square Bead Fuchsia Lined Aqua Luster - 1 tube

[SB3-19F](#): Miyuki 3mm Square Bead Matte Silverlined Sapphire - 1 tube

[SB18-222](#): Miyuki 1.8mm Square Bead Orchid Lined Crystal - 1 tube

[11-1899](#): 11/0 Opaque Eggplant Luster Miyuki Seed Bead - 1 tube

[15-4303](#): 15/0 Luminous Plum Crazy Miyuki Seed Bead - 1 tube

[MNT-09](#): Purple Miyuki Nylon Beading Thread - 1 bobbin

[191-100-S](#): Sterling Earwire with Loop - 2 pieces

[193-104](#): Japanese Thin Beading Needles

Cotton Candy



Materials:

[SB-366](#): Miyuki 4mm Square Bead Shell Pink Luster - 1 tube

[SB3-2604](#): Miyuki 3mm Square Bead Sparkle Celery Lined Crystal - 1 tube

[SB18-251](#): Miyuki 1.8mm Square Bead Transparent Light Topaz AB - 1 tube

[11-2033](#): 11/0 Matte Opaque Light Olive Luster Miyuki Seed Bead - 1 tube

[15-516](#): 15/0 Light Daffodil Ceylon Miyuki Seed Bead - 1 tube

[MNT-04](#): Blush Miyuki Nylon Beading Thread - 1 bobbin

[191-100-S](#): Sterling Earwire with Loop - 2 pieces

[193-104](#): Japanese Thin Beading Needles

Fire Eater



Materials:

[SB-4513](#): Miyuki 4mm Square Bead Opaque Red Picasso - 1 tube

[SB3-190F](#): Miyuki 3mm Square Matte Nickel Plated - 1 tube

[SB18-2008](#): Miyuki 1.8mm Square Bead Matte Metallic Patina Iris - 1 tube

[11-2013](#): 11/0 Matte Metallic Dark Olive Iris Miyuki Seed Bead - 1 tube

[15-2008](#): 15/0 Matte Metallic Patina Iris Miyuki Seed Bead - 1 tube

[MNT-06](#): Brown Miyuki Nylon Beading Thread - 1 bobbin

[191-100-S](#): Sterling Earwire with Loop - 2 pieces

[193-104](#): Japanese Thin Beading Needles

High Wire



Materials:

[SB-1253](#): Miyuki 4mm Square Bead Matte Metallic Royal Blue - 1 tube

[SB3-954](#): Miyuki 3mm Square Bead 24kt Gold Lined Pale Montana - 1 tube

[SB18-2006](#): Miyuki 1.8mm Square Bead Matte Metallic Dark Bronze - 1 tube

[11-2018](#): 11/0 Matte Metallic Indigo Iris Miyuki Seed Bead - 1 tube

[15-2006](#): 15/0 Matte Metallic Dark Bronze Miyuki Seed Bead - 1 tube

[MNT-12](#): Black Miyuki Nylon Beading Thread - 1 bobbin

[191-100-G](#): 14k Gold Filled Earwire with Loop - 2 pieces

[193-104](#): Japanese Thin Beading Needles

Lion Tamer



Materials:

[SB-2066](#): Miyuki 4mm Square Bead Matte Metallic Dark Green Iris - 1 tube

[SB3-2035](#): Miyuki 3mm Square Bead Matte Metallic Khaki Iris - 1 tube

[SB18-1052](#): Miyuki 1.8mm Square Bead Galvanized Gold - 1 tube

[11-1981](#): 11/0 Nickel Plated AB Miyuki Seed Bead - 1 tube

[15-4202](#): 15/0 Duracoat Galvanized Gold Miyuki Seed Bead - 1 tube

[MNT-11](#): Green Miyuki Nylon Beading Thread - 1 bobbin

[191-100-G](#): 14k Gold Filled Earwire with Loop - 2 pieces

[193-104](#): Japanese Thin Beading Needles

Ringmaster



Materials:

[SB-157](#): Miyuki 4mm Square Bead Transparent Amethyst - 1 tube

[SB3-199](#): Miyuki 3mm Square 24kt Gold Iris - 1 tube

[SB18-2651](#): Miyuki 1.8mm Square Bead Fuchsia Lined Aqua - 1 tube

[11-454](#): 11/0 Metallic Dark Plum Iris Miyuki Seed Bead - 1 tube

[15-1620](#): 15/0 Dyed SF Transparent Lavender Miyuki Seed Bead - 1 tube

[MNT-09](#): Purple Miyuki Nylon Beading Thread - 1 bobbin

[191-100-G](#): 14k Gold Filled Earwire with Loop - 2 pieces

[193-104](#): Japanese Thin Beading Needles